

TIN LIZZIE GAZETTE



VOLUME XVII

ISSUE 7

JUNE 2021



I pledge
allegiance to the Flag
of the
United States of America,
and to the Republic for which it stands
one Nation under God,
indivisible,
With Liberty
and Justice
for all.



HAVE A SAFE 4TH



Keep on
the look
out for
**CHICKEN
LEGS**



I think I
see
chicken
LEGS



Presidents Note - July 2021

I am pleased to welcome three new members to the Four Seasons Model "T" Club. Henry Hopkins (East Killingly), Mike Kolar (Colchester), & Ned Lloyd (Moosup). Please make sure to introduce yourselves as you meet these new folks at future meeting and events.

This past month our club participated in Lebanon's annual Historic Society Event. We had 13 club members show up with 6 cars. There were numerous artisans displaying their crafts and answering lots of questions. One of the most popular exhibits was the making of ballpoint pens using a lathe. It was interesting to watch Joann Kenny skillfully transform a couple of blocks of wood into a sleek pen. Her concentration was unwavering and her hands were impressively steady while she operated the lathe. Better buy a lathe, Tim!

As usual, we gave numerous rides around the green and we were rewarded with many appreciative, smiling passengers. At noon, Ed treated us to the barbeque. The day was a win win for everyone.

Happy Motoring

Pete



THE FOUR SEASONS MODEL 'T' ASSOCIATION



A DAY AT THE MUSEUM July 2021




“Thank you” to all who joined in at the Historical Society “Second Saturday at the Museum” in Lebanon, Ct. on June 12th. The craft Vendors were very interesting. As the picture shows one of our Members making a ball point pen.

Many people appreciated the rides in the old cars around the Common. There were 5 members cars and two local antique Cars. Even though Harold and Colleen couldn't bring their “T”, They joined in with us. It was an enjoyable day.


JACK

TIN LIZZIE GAZETTE

VOLUME XVII



ISSUE 7



Some things to do in July

4th OF JULY—BOOM BOX PARADE --- Willimantic Ct.

New Schedule for 2021

The 36 annual Boom Box Parade will start off at
12:00 noon at Jillson Square

Usually, the parade starts off at 11am

July 10th --- Car Show at Lyman High School-- Lebanon Ct.
Starts at 10am to 2 pm

July ---11th --canceled

JULY—14th Meeting at JOHN’S – Going to try finger foods---
Bring something good it's been a long time. Only if you care to.
Meeting starts at 5am till we go home.

JULY – 17 & 18th Sat. and Sun.----Zagray Farms Show and Swap
Colchester Ct. 7 to 5 both days

July—17 Sat. Pomfret Cruise—4pm till 7:30 –
Jct. 101 & 169

JULY – 18th—Sunday –Car Cruise – Masons
Rt. 6 Brooklyn Ct.

JULY –19th-- Monday, Cruse Night at the Elks-- 5pm till dark

July-- 25th-- Sunday. --Ice Cream Tour ??????
More details to come!!!!



A DAY AT THE MUSEUM Part Two

There was plenty to keep you buszzzzzyyy as the pictures show.



Chicken legs was spotted !!



The George report

On Sun, May 2, 2021 at 8:55 PM George King III <gking3@rcn.com> wrote:

Good evening car world --- I don't understand how months can go by so quickly. The grandest accomplishment in the past month was the first run of the Aster engine which is what powers the Orient.

If you have not seen the video, please enter <https://www.youtube.com/watch?v=tIDkUiOStoc> which will take you to YouTube to see the first run on the engine.

As you may remember, I bought a 1924 Franklin in March and managed to fall and injure my ribs . . . once again . . . and this kept my work down for a few weeks. One the way home from Lebanon, NH we lost the roofing fabric and that will soon be a job we do.



This is the test carb that we used. It worked well as you can see on YouTube.

On the Orient, the next goal is to install the original carburetor and run the engine again. I completed the restoration of the carb and installed it on the car. It certainly looks different from the modern one we used on the first test run.

Georges report part 2

There are two cylinders on the carb. The one on the right is the float cylinder and the one on the left is the throttle.



These are the parts of the carb. The throttle is the bronze cylindrical part with the rectangular hole in it. This can be rotated inside of the smaller cylinder on the aluminum carb. The adjuster needle, which sets the mixture of gas and air, is in the same cylinder.

Next week we plan to run the engine with this carb.

Also in new news is the fact that my well known Ambulance 255 (1916 Model T) is now in the New England Heritage Museum in Hudson, Mass. Patrick Musante, the young man who purchased my business, installed an electric starter in it. I did not know why they wanted this until I went to the museum to teach the new crew how to drive it. Of the ten of them seven are older than me.



If you want to see short video of me driving the ambulance in France, go to https://www.youtube.com/watch?v=7jhq8e_mNK8 on YouTube

Well, that's enough for now, more to come.

George.

George report for july news

On Tue, Jun 1, 2021 at 9:09 PM George King III <gking3@rcn.com> wrote:

Greetings Ladies and Gentlemen --- There has not been as much work done on the Orient as I would like. One reason was a one week trip to Virginia for a antique car swap meet. The other reason is that my new car (1924 Franklin) needs more work than planned. I don't think I am the only old **car** owner to have this problem. Another problem has been getting the new parts that I need. I expect that with Covid getting better, that shipping will get better as well.

The best accomplishment of the month was running the engine using the original 1901 Orient carburetor. It did not run well but I have attached a video or the first run with the old carb.

Since I ran the engine as seen on the video, I have worked on the carb some more.



The lower elbow on the carb in this photo has a valve in the cylinder that controls the air as it enter the carb. It is a leather valve that is held close with a light spring that is similar that on the intake valve. This valve opens when the engine is on the intake stroke and is sealed on the other three stroke.




George report for July 002

When the valve is closed, it rests against a steel ring that is inside the cylinder. To make a better seal, I applied Scotchbrite to the valve and clean and polished the sealing ring.



I have made a neoprene disk that will be the new seal in the carb. I will replace the leather seal with a fender washer to provide support for the neoprene.

I have also found that the gas tank that I got with the car was not the original used in it. It is too big so I have purchased a new tank of 2" less diameter than the original. It carries three gallons which will be enough for my driving.



I hope to bring a running Orient to Hershey this year. More to come.