




TIN LIZZIE



Volume xv
Issue 5
MAY

GAZETTE



SPRING
is here time to get out and
smell the
OUTDOORS



President's Note – May 2019 Newsletter

May is typically a month where lots of things begin to happen for us, ... cruise nights, swap meets, parades, etc. This year we are leading off with something extra special... A visit to Norwich Technical High School to give our program "*Yesterday's Technology, Today.*" to their automotive class.

As you know it has been well received at other tech schools and I am very happy that we have the opportunity for all of us to interact with the youth of today who share a similar enthusiasm for mechanical /automotive stuff.

The program will essentially be the same as last year's, giving rides to 30+ students, answering lots of questions and demonstrating the workings of a Model T engine via our cutaway.

Stay tuned for more detailed information but mark your calendars for May 9th. We need as many members and vehicles as possible!

Many Thanks

Pete

PS: don't forget to look at all of May's and early June's planned activities. We will be sending out reminders, as all events get closer.



MAY TOUR REPORT

April 28, 2019

Belltown Antique Tractor and Engine Flea Market,,

New location

Danakers Grounds ,, 73 Rock Landing Road

Haddam, Ct. --8am to 3pm

May,4th and 5th –Sat. & Sun. – Zagrays Spring Show and Swap Meet. RT. 85, Colchester Ct.

May 8th – Wen. __Meet at Johns. Finger food & snacks Welcome

May 9th – Norwich Teck With the Cut Out Engine & Model “t” --10:15AM

May 12th –Mothers Day---

May 15 – Wed.--Car Cruise –Colchester Green 5pm

May 18th –Sat.-- Tractor Show at Popeye's —
Plainfield-- Bring a dish to share and lawn chair
The Cutaway will be there. So try to come.

May 18th–Sat. Lang's Old Car Parts Annual BBQ and tour –
10am-- Baldwinville Ma

May 19th –Breakfast at THE ELK's 8 am SHARP

May 20—Monday Cruise Night at the ELK's, Wil. Ct.

May 22 ??--Wednesday Douglas Maner Parade. Windham Center 11:30

Picnic lunch after

May 25 Saturday-- Lebanon Parade , Lebanon, Ct.

Meet at the Baptist Church parking lot at 10:00 am.

CALL MARTY WITH ANY QUESTIONS ??????

Tour Report on Empty Bowl

When March 29th, came Marge and I decided to attend the Empty Bowl fund raiser. When we arrived we did not see any Model T's .

When we went in to the auditorium and saw the long table of **BOWLS** that were hand made we were in awe.

After picking our bowls and getting them washed,we went into the cafeteria, there we saw 5 of our members eating. After we found a table to sit we went to the long line of at least 50 varieties of soup, then the home made bread ! We sat and ate. got up at least **6 times** and had different soup and slice of bread each time .

After we had our fill we went home. It was far more enlightening than anyone can accept. Can't wait for next year.


Marge and Jack




Saving Shrunk NOS and NORS Gaskets

By Noel Evans and Ray Gravelin

Awhile back Nutmegger Ray Gravelin contacted me about intake manifold gaskets for his award winning 1955 Star Chief Custom Catalina. Ray was freshening up the engine compartment and needed new intake manifold gaskets to cure a small leak in the exhaust crossover area. It seems that the replacement gaskets he used when he rebuilt the engine burned out because they did not have the same stamped shim steel center section as the original gaskets, see below.



Ray asked if I had any or knew of anyone who had some original type intake manifold gaskets. Unfortunately I could only suggest the usual vendors of NOS (New Old Stock) and NORS (New Old Replacement Stock) gaskets. Ray contacted Walt Damm who found an NORS McCord set on eBay and Ray quickly bought them. When the gaskets arrived and were placed on the engine for fitment checks, Ray found they had shrunk considerably over the many years since they were made. These old gaskets were essentially unusable as they were, the holes just didn't line up, please see picture below.




Both Ray and I have had some success expanding cork gaskets by soaking them in water, but had never tried soaking paper ones. Ray did some searching around and came up with the name Sandy Olsen, an old time gasket seller from Washington State. Ray said "When I told him my problem with the McCord gaskets he said let me call you back. He did in about 45 minutes. He had the same McCords in stock. They were shrunk too. He said he poured boiling water on them and they elongated quite quickly. He said do the same but only be careful not to go over them a second time or they get too long." Ray taped his down in a shallow pan. He then traced the holes with a Sharpie so he could watch the progress. He used about 2 cups of boiling water and the results were good."



The picture on the left shows the traced hole locations before the boiling water was added. The picture below shows the dried out gaskets taped down in the shallow pan. Ray said the gaskets were under the boiling water for

only about 3 minutes before they expanded to the



proper length! Needless to say you don't want to leave the water in the pan too long or the gaskets will become too long.


The picture below shows how much the NORS gaskets expanded, the hot water was dumped out at just the right time.



Ray wanted to be sure to give Sandy Olson a recommendation if anyone has trouble finding gaskets. His contact info is www.olsonsgaskets.com, phone 360-871-1207. Also, the eBay seller of the gaskets was Don Perkins from Alpine, CA Ph. 619-980-1243 or Pekinsd@cox.net.

I want to thank Ray for sharing his helpful experience with us and for documenting the process by taking some great pictures along the way. You can see from the picture to the right that Ray is one who likes to do things right. Oh, if only our '55 Star Chief looked that good under the hood. His '55 is beautiful!

If you have discovered any "tricks of the trade" over time, please don't hesitate to share them with your fellow Nutmeggers; I'll even do the write up for you if you like. Of course pictures help but aren't necessary.



Look what happens when you cut down too many trees! 😊



What make is this car ?

When I was in Arizona I came upon this car. I took the picture but don't know the make. Do you?

